

Daily Derivatives & Market Report

CONTENTS

Page No.	Particulars
2	Market Summary
3	Nifty Futures – Derivatives Snap
4	Bank Nifty Futures – Derivatives Snap
5	Activity in Nifty Options
6	What do Nifty Technical suggest
7	Derivative Analysis
8	Disclaimer

Index Trend Analysis

Pivot(Daily)	Close	S2	S1	Pivot	R1	R2	Daily	Weekly	Monthly
Nifty	11828	11502	11665	11755	11918	12009	Neutral	Neutral	Buy
Sensex	39353	38269	38811	39112	39653	39954	Neutral	Neutral	Buy
Nifty Futures	11871	11507	11689	11783	11965	12059	Neutral	Neutral	Buy
Bank Nifty	30760	29850	30305	30566	31021	31283	Neutral	Neutral	Buy
CNX IT	15968	15507	15737	15874	16104	16240	Neutral	Neutral	Buy
CNX Midcap	17562	17114	17338	17457	17681	17800	Neutral	Sell	Neutral
CNX Small Cap	6419	6208	6314	6368	6473	6528	Neutral	Sell	Neutral

Market Summary

Domestic Indices	Close	Points	% Chg
SENSEX	39352.7	1421.9	3.8
NIFTY	11828.3	421.1	3.7
MIDCAP	14819.4	511.1	3.6
SMLCAP	14380.5	493.4	3.6
BSEFMC	11827.7	226.6	2.0
AUTO	18982.0	752.8	4.1
POWER	1944.8	82.4	4.4
REALTY	2062.9	107.0	5.5
BSE IT	15516.0	106.9	0.7
BANKEX	34416.5	1537.6	4.7
OILGAS	15299.6	638.0	4.4
METAL	10804.7	345.2	3.3

Currency Futures	Close	Pre. Pts	% Chg
29-May-19 EUR-INR	77.97	78.58	-0.78
29-May-19 USD-INR	69.80	70.30	-0.72
29-May-19 GBP-INR	89.01	89.77	-0.84
29-May-19 JPY-INR	63.55	64.14	-0.91

Advance/ Decline	Adv	Dec	Un Ch.
NSE	1513	330	85
BSE	1998	631	184

FII/DII Capital Mkt*	Buy	Sell	Net
FII	7611	5876	1734
DII	5130	5672	(543)

*NOTE: - FII AND DII data figure is provisional

Market Commentary

Rising for the third session in a row, Indian equity benchmarks settled at record closing highs on Monday, after exit polls predicted win for Bharatiya Janata Party-led National Democratic Alliance (NDA) in the recently concluded general elections. After a fabulous start, key indices remained in the grip of bulls throughout the session, aided by the Reserve Bank of India's (RBI) data report that the country's foreign exchange reserves rose by \$1.368 billion to reach \$420.055 billion in the week to May 10 on account of a rise in foreign currency assets. In the previous week, the reserves had increased by \$171.9 million to \$418.687 billion. Traders remained optimistic amid reports that the government is considering various options to adequately empower the Reserve Bank of India (RBI) to deal with banks' stressed assets under the Insolvency and Bankruptcy Code following the Supreme Court order, quashing February 12 circular of the central bank.

Markets maintained gaining momentum in the second half of the trading session, despite weak cues from European markets. Market participants got comfort with a private report stating that Indian retail real estate sector attracted private equity investment worth \$1.2 billion during 2017-18 calendar years, double from the previous two years. The report attributed the sharp rise in private equity (PE) inflow to further liberalisation in FDI policies such as 51 per cent FDI in multi-brand retail and 100 per cent FDI in single-brand retail under the automatic route. The street paid no heed towards India Meteorological Department's (IMD) latest report indicating that pre-monsoon rainfall in the country from March to May recorded a deficiency. The IMD recorded 75.9 millimetres of rainfall from March 1 to May 15 as against the normal rainfall of 96.8 millimetres, which comes to around minus 22%.

Market Turnover & FII Derivative Data

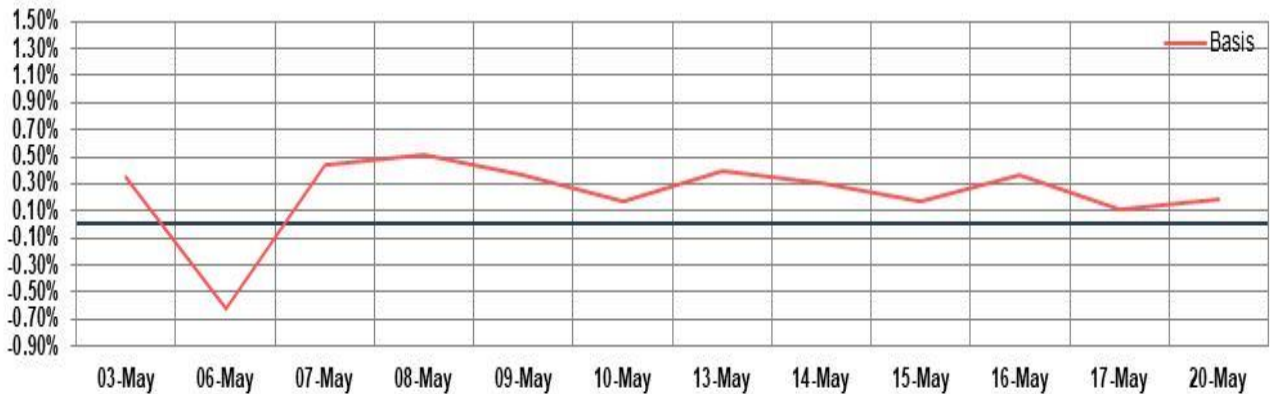
Market TO	Current	Previous	Net%
BSE CASH	3586	2441	47
NSE CASH	43803	35392	24
NSE FO	577911	330071	75

FII Derivatives	Buy	Sell	Net
Ind. Futures	7719	6648	1071
Ind. Options	72968	71430	1538
Stk. Futures	19157	18364	793
Stk. Options	8036	8009	26

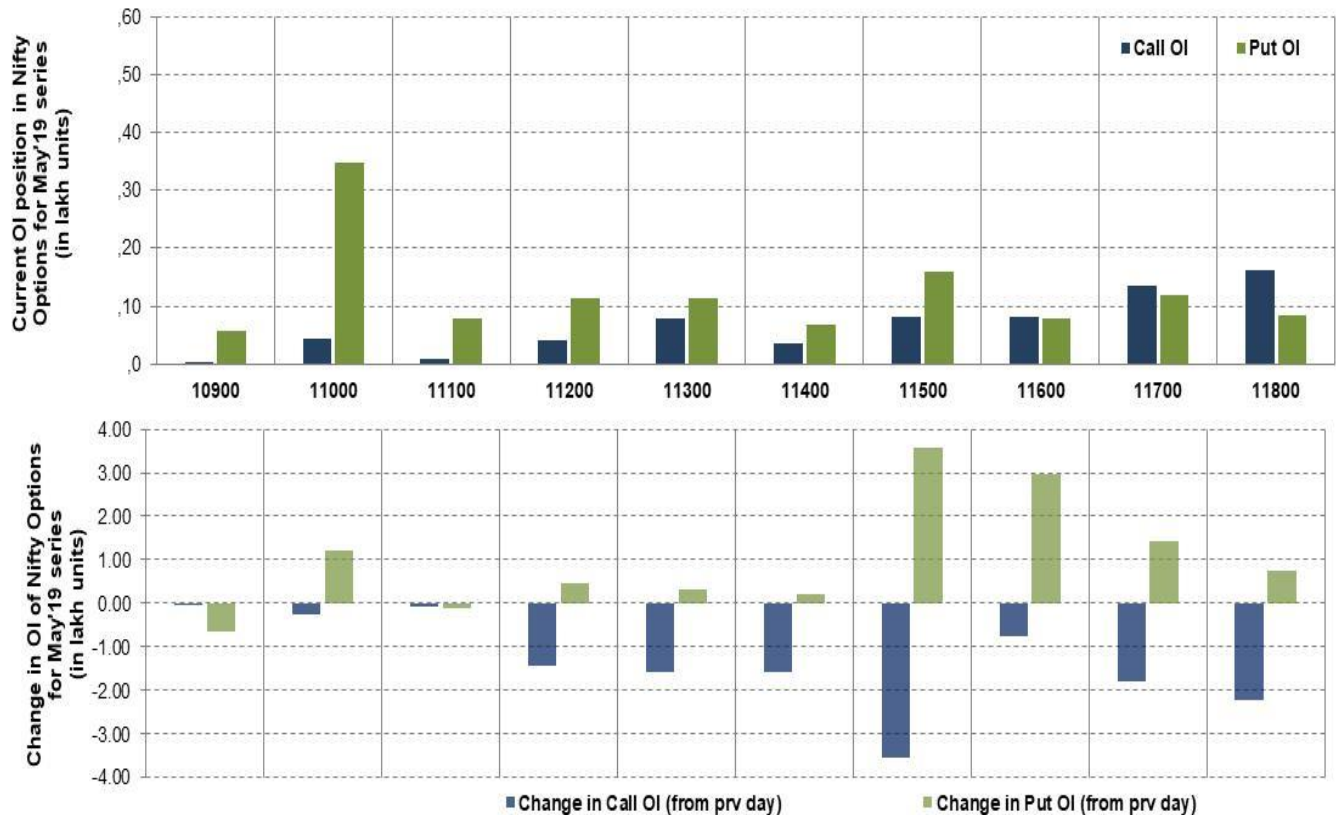
Nifty Futures



Bank Nifty Futures



Nifty Options

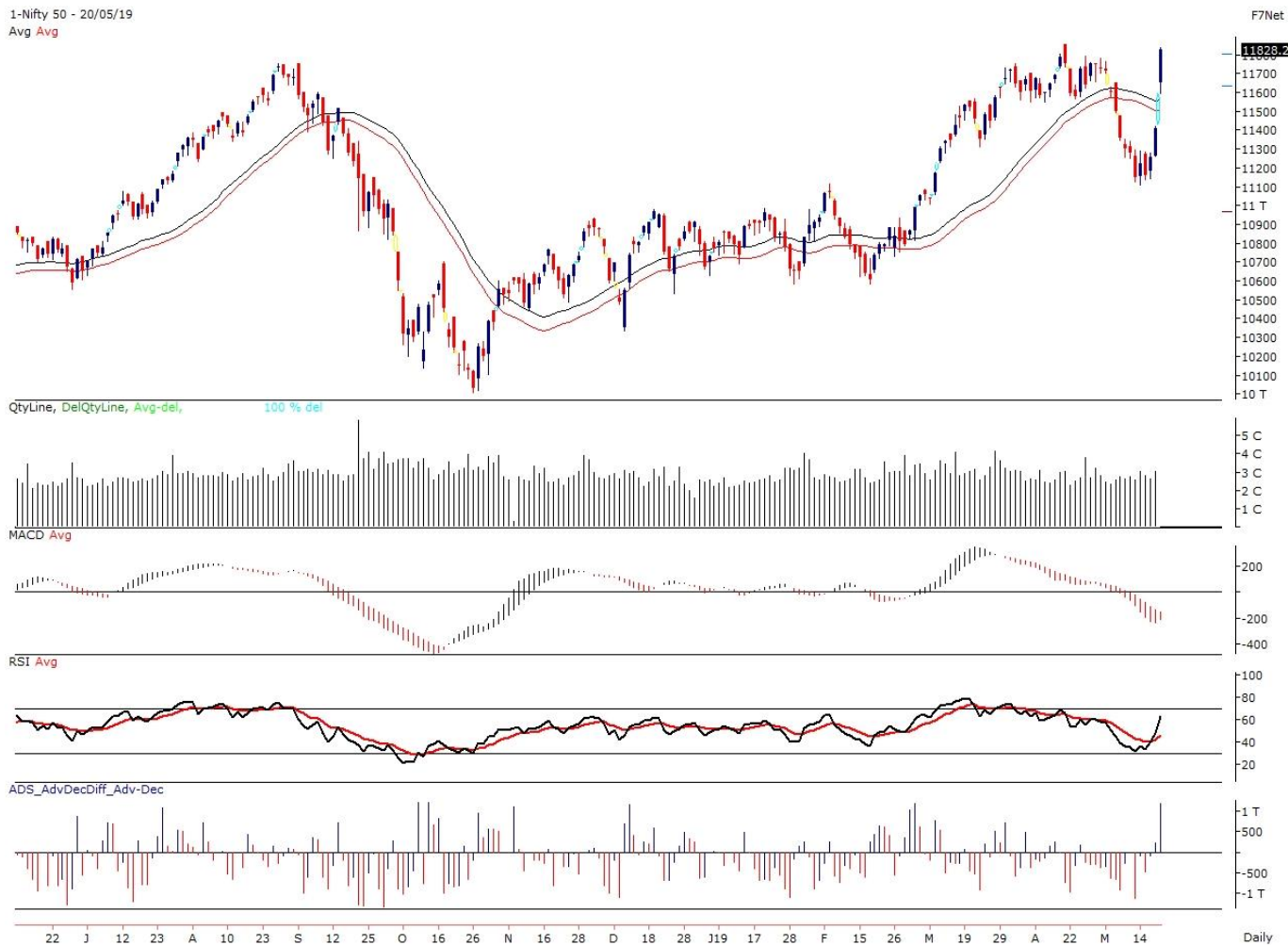


Note – Change in OI of Nifty Options refers to change from previous trading day
 Source-NSE, SIHL Derivatives Research (Institutional Equities)

- Among Nifty calls 11,800 SP from the May month expiry was the most active call with a reduction of 0.22 million in open interest.
- Among Nifty puts, 11,000 SP from the May month expiry was the most active put with an addition of 0.12 million open interests.
- The maximum OI outstanding for Calls was at 11,800 SP (1.61mn) and that for Puts was at 11,000 SP (3.50mn)

Nifty Technical & Indices Levels

1-Nifty 50 - 20/05/19
Avg Avg



Nifty Cash prices have settled at 11828.25 up by 3.69 percent from the previous close. On the upper side it has resistance of 11900 and 11950 levels, while lower side it has support of 11750 and 11700 levels. Intraday traders should be cautious and take position accordingly.

Fresh Longs ↑ Open Interest ↑ Price					
Scrip	Prev. OI	Cur. OI	% Chg. OI	LTP	Price % Chg
UBL	15,04,300	21,54,600	43.23	1364.55	0.17
CHOLAFIN	5,48,000	6,59,500	20.35	1431.50	6.57
CHENNPETRO	11,48,400	13,39,200	16.61	214.85	0.07
HDFCBANK	1,03,99,500	1,19,30,500	14.72	2442.05	3.20
Short-Covering ↓ Open Interest ↑ Price					
Scrip	Prev. OI	Cur. OI	% Chg. OI	LTP	Price % Chg
ALBK	1,86,03,000	1,69,00,000	-9.15	46.45	9.17
KSCL	7,39,500	6,66,000	-9.94	478.65	5.56
CEATLTD	9,27,200	8,29,200	-10.57	1010.00	6.18
BANKINDIA	2,35,32,000	2,04,30,000	-13.18	90.40	10.45
Fresh Shorts ↑ Open Interest ↓ Price					
Scrip	Prev. OI	Cur. OI	% Chg. OI	LTP	Price % Chg
TATACHEM	32,43,750	38,44,500	18.52	612.85	-1.53
BATAINDIA	15,69,700	16,85,200	7.36	1361.80	-0.88
MINDTREE	19,59,000	20,83,200	6.34	974.95	-0.28
BALKRISIND	15,99,200	16,97,600	6.15	780.55	-1.75
Long Unwinding ↓ Open Interest ↓ Price					
Scrip	Prev. OI	Cur. OI	% Chg. OI	LTP	Price % Chg
INDIGO	28,42,800	27,88,200	-1.92	1462.15	-1.24
INFY	4,74,14,400	4,64,02,800	-2.13	724.30	-0.25
ZEEL	1,87,43,400	1,82,23,400	-2.77	364.30	-2.15
BAJAJ-AUTO	30,81,750	29,77,750	-3.37	3017.60	-0.71

Disclaimer:

The Information provided by SMS or in newsletter or in any document has been prepared by Shah Investor's Home Ltd (SIHL). The Information provided by SMS or in newsletter does not constitute an offer or solicitation for the purchase or sale of any financial instrument or as an official confirmation of any transaction. The information contained herein is from publicly available data or other sources believed to be reliable, but we do not represent that it is accurate or complete and it should not be relied on as such. SIHL or any of its affiliates/ group companies shall not be in any way responsible for any loss or damage that may arise to any person from any inadvertent error in the information contained in this report or SMS. This Information provided by SMS, reports or in newsletter is provided for assistance only and is not intended to be and must not alone be taken as the basis for an investment decision. The user assumes the entire risk of any use made of this information. Each recipient of this Information provided by SMS, report or in newsletter should make such investigation as it deems necessary to arrive at an independent evaluation of an investment in the securities of companies referred to in this information provided by SMS, report or in newsletter (including the merits and risks involved), and should consult his own advisors to determine the merits and risks of such investment. The investment discussed or views expressed may not be suitable for all investors. This information is strictly confidential and is being furnished to you solely for your information.

The information should not be reproduced or redistributed or passed on directly or indirectly in any form to any other person or published, copied, in whole or in part, for any purpose. The information provided by report or SMS is not directed or intended for distribution to, or use by, any person or entity who is a citizen or resident of or located in any locality, state, country or other jurisdiction, where such distribution, publication, availability or use would be contrary to law, regulation or which would subject SIHL and affiliates/ group companies to any registration or licensing requirements within such jurisdiction. The distribution of this Information provided by SMS or in newsletter in certain jurisdictions may be restricted by law, and persons in whose possession this Information provided by SMS or in newsletter comes, should inform themselves about and observe, any such restrictions. The information given or Information provided by SMS, report or in newsletter is as of the date of the issue date of report or the date on which SMS provided and there can be no assurance that future results or events will be consistent with this information. This information is subject to change without any prior notice. SIHL reserves the right to make modifications and alterations to this statement as may be required from time to time. However, SIHL is under no obligation to update or keep the information current.

Nevertheless, SIHL is committed to providing independent and transparent recommendation to its client and would be happy to provide any information in response to specific client queries. Neither SIHL nor any of its affiliates, group companies, directors, employees, agents or representatives shall be liable for any damages whether direct, indirect, special or consequential including lost revenue or lost profits that may arise from or in connection with the use of the information. Past performance is not necessarily a guide to future performance. The disclosures of interest statements incorporated in the Information provided by SMS, report or in newsletter are provided solely to enhance the transparency and should not be treated as endorsement of the views expressed in the report. The analyst for this report certifies that all of the views expressed in this report accurately reflect his or her personal views about the subject company or companies and its or their securities, and no part of his or her compensation was, is or will be, directly or indirectly related to specific recommendations or views expressed in this report.

About Us:

Shah Investor's Home Ltd (SIHL) is an ISO 9001:2008 Certified financial Services Company established in 1994 at Ahmadabad, Gujarat. Customer satisfaction is guaranteed through our diversified product portfolio, professional management and customer first attitude. SIHL was the first broking house in Gujarat with membership in National Securities Depository Ltd (NSDL) and was the first broking name providing services in NSE F&O in Ahmedabad. Today, SIHL ranks among the top most players in Gujarat in retail stock broking area with 45 branches, 350 franchisee across India and providing service to more than 1,25,000 clients.